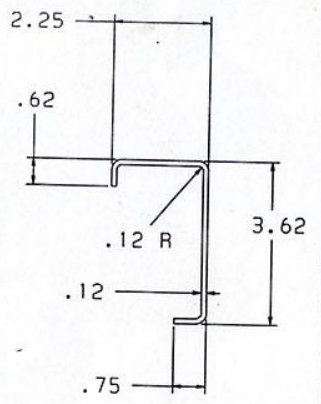


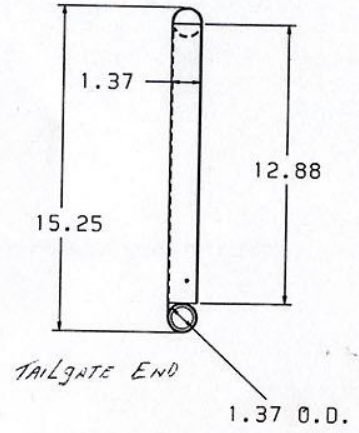
LOOKING FORWARD WITHOUT TAILGATE

DO NOT SCALE DRAWINGS
BREAK ALL SHARP CORNERS UNLESS OTHERWISE SPECIFIED
COUNTERSINK ALL UNIFIED TAPPED HOLES IN FINISHED SURFACES

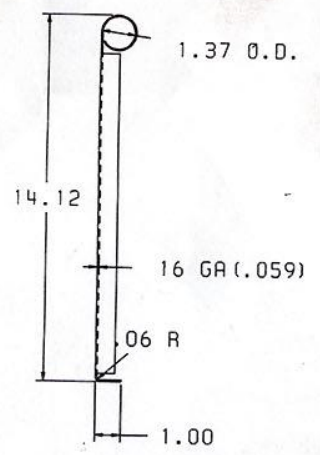
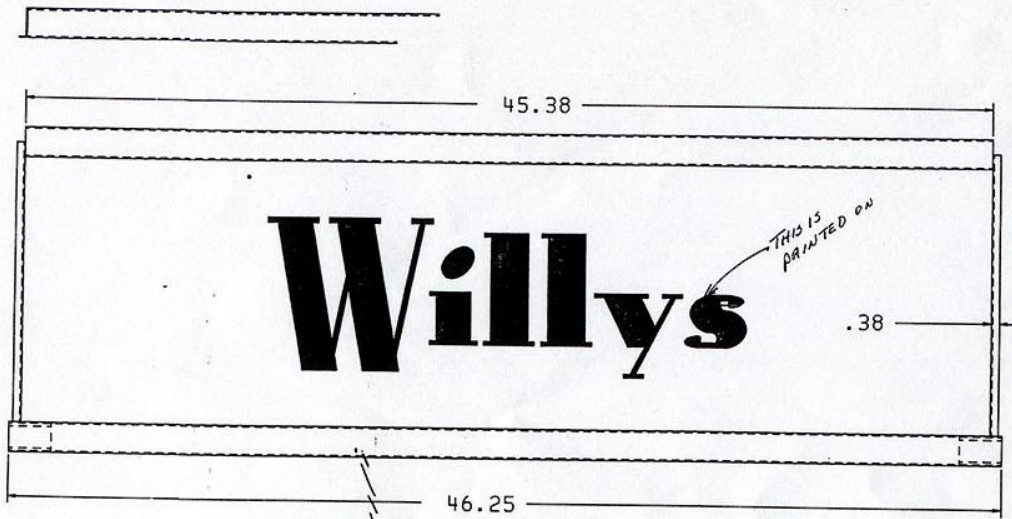


REAR CROSSMEMBER
51.00 LONG
SCALE: .50=1.00

1

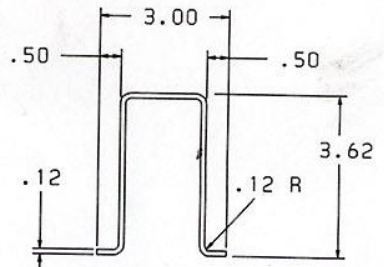


TAILGATE 16 GA (.059)
SCALE: .25=1.00



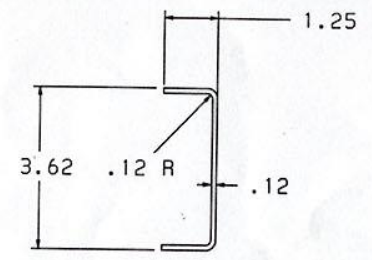
FRONT PANEL 45.75 LONG
SCALE: .30=1.00

2



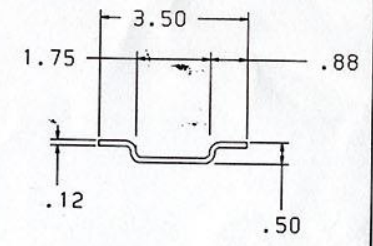
FRONT CROSSMEMBER 45.88 LONG
SCALE: .50=1.00

3



MIDDLE CROSSMEMBERS 45.75 LONG
SCALE: .50=1.00
(2) REQD.

4



CROSSMEMBER 46.00 LONG
SCALE: .50=1.00

5

NOTICE	DATE	CHGD. BY	CHANGE

SCALE		HEIGHT		IMPLIED TOLERANCES: 1 PLACE DECIMAL = ± .04 in. 2 PLACE DECIMAL = ± .01 in. 3 PLACE DECIMAL = ± .005 in.		
DRAWN BY	DATE	NAME	DATE	PRODUCT	PROJECTION	THIRD ANGLE
CHK. BY	DATE	UNIT	MATERIAL	MATERIAL FORM	DEPT.	CLASS
APPROVED	DATE	UNIT	MATERIAL	MATERIAL FORM	SURFACE OR HEAT TREAT	CLASS
SUPERSEDED BY	DATE	UNIT	MATERIAL	MATERIAL FORM	SURFACE OR HEAT TREAT	CLASS
SIMILAR TO	DATE	UNIT	MATERIAL	MATERIAL FORM	SURFACE OR HEAT TREAT	CLASS
DECIMAL INCH	DRAWING NUMBER	PREFIX	BASE	SUFFIX	REVISION	

